WCV Raptor Wrappers

These “wrappers” are useful tools for weighing raptors. Wrappers are folded around the bird and secured with Velcro. This technique prevents the raptors from flapping by keeping their wings secured – it also doubles as a blindfold, which decreases the birds’ stress.

Please see the next page for raptor wrapper patterns. The WCV has modified the original design; please note the red outline on the pattern. Use the measurements for making a variety of sizes – all sizes are needed. The middle “flap” should be ½ of the width of the wrapper (for example, if the width of a wrapper is 12”, the flap should be 6”). Please see photos below for more references.

Materials: Wrapper should be made of double-washed canvas or another fabric that does not shrink and will not catch on the raptors’ talons. Velcro strips will need to be sewn on, as these will be washed.



Wrappers can essentially be divided into equal thirds for the length. The upper flap measures a third of the total length.

Raptor Wrappers in Use:





Wrappers can be mailed to the Wildlife Center of Virginia.

If using the U.S. Postal Service, please send to:
PO Box 1557
Waynesboro, VA 22980

If using Fed-Ex/UPS, use the shipping address:
1800 S. Delphine Ave.
Waynesboro, VA 22980

Patterns & dimensions

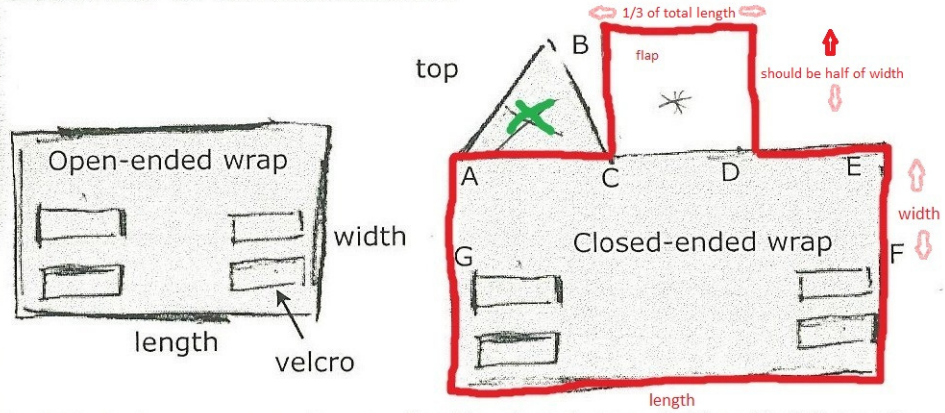

Fig D-2: Body wrapper patterns. For the closed wrap, fold so that B meets D, A meets E, and F meets G. Sew together along edges from C to B/D to A/E to G/F.

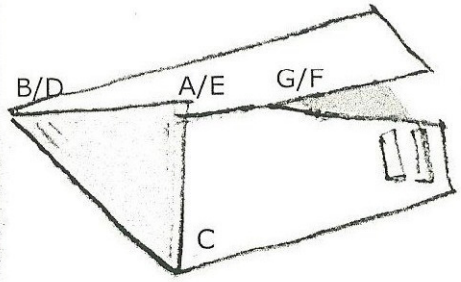

Fig D-3: Completed closed-end wrappers.



Wrapper size	Species	Width	Length	Top	Velcro pieces
Small	AMKE, EASO, SSHA	7″	10.5″	3.5″	1″ x 2″
Medium	COHA, BNOW, BWHA	8″	14″	4.5″	2″ x 2″
Large	BDOW, RSHA, RTHA	12″	19.5″	6.5″	2″ x 4″
XL	GHOW, RTHA	14″	24″	8″	2″ x 5″
XXL	Vultures, eagles	19″	30″	10″	2″ x 6″

Table D-1 - Dimensions for open and closed-end body wrappers.